



Annual Report

2016-2017

FAST FACTS

School System:

- 5 Elementary Schools
- 1 Intermediate School
- 3 Middle Schools
- 1 Special School
- 3 High Schools
- 1 Career & Technical High School

Duration of School:

- School Day is 6 Hours, 42 Minutes
- School Year is 180 Days

School Safety:

- School Security Deputies are stationed at each school
- All 14 schools are equipped with electronic entry systems
- All 14 schools are equipped with visitor identification systems complete with background checks

Technology:

- Devices to support Digital Conversion provided for incoming 9th graders and 10th graders
- Teachers at all schools and grade levels have digital devices
- District infrastructure is upgraded to support a high bandwidth network
- Approximately 3,950 devices to support digital initiatives including blended learning

Transportation:

- 79 school buses, driven by 69 bus contractors
- 1,620,832 miles per year, or 9,004.6 miles per day

Student Population by Race

19.52%	African American
0.24%	American Indian/Alaskan
1.97%	Asian
65.78%	Caucasian
0.03%	Hawaiian/Pacific Islander
6.70%	Hispanic
5.77%	Two or More

Students Receiving Special Services

2,850	Free and Reduced Meal Services (FARMS)
133	English Learners (EL)
846	Special Education

Attendance Rates

94.5%	Elementary (Grades 1 – 5)
94.0%	Middle (Grades 6 – 8)
91.7%	High School (Grades 9 – 12)


43%

Of WCPS students live in households at or below poverty and are eligible for Free and Reduced Meal Services (FARMS). The state average is 38%.

Worcester County Public Schools

Worcester County Public Schools has a long and proud tradition of excellence. When faced with the challenge of preparing the county's 6,663 students for their future in the global economy, the Board of Education and the Superintendent created a strategic direction that was coined "Worcester 2016".

The five goals in the strategic direction outline the school system's focus to become a World Class Educational System.



Goal 1: Academic Success for Every Student

Goal 2: Multiple Pathway Opportunities and Connecting Classrooms to Future Work Environments

Goal 3: High Quality Teaching and Learning

Goal 4: Use Process Improvement and Safe, Healthy, Sustainable, Innovative Practices to Manage Resources

Goal 5: Partnerships to Enhance Student Success

This annual report documents our continued progress in reaching these goals, which are meant to prepare all students for college and career readiness using innovation and creativity.

2016-2017 Fast Facts: Academics

Scholastic Aptitude Test (SAT)

- Average Score: 1117 in Reading and Mathematics

Advanced Placement (AP)

- 319 students participated in an AP course offering
- 63% of test takers scored a 3 or higher on the AP exam
- Five (5) students were named AP Scholars with Distinction

College Credit Bearing Programs

- 107 students participated in a dual or concurrent enrollment course – earning college credits

Extracurricular Activities

- Over 72.5% of high school students participated in one or more extracurricular activity

2016 Graduate Profile

Of the 467 Worcester County Public Schools' graduates:

- 79.0% plan to attend a college/university or a special training school
- 5.5% plan to enter the military
- 13.1% plan to enter employment
- 2.4% have other plans or plans unknown

During the 2015-2016 school year, graduating seniors of Worcester County Public Schools were offered **\$11,638,102** in scholarships, grants, and merit-based awards. Of those dollars offered, the graduates accepted **\$5,566,238**. This amount does not include all the need-based dollars many graduates received through the Free Application for Federal Student Aid (FAFSA) or other similar sources.



How do we measure up on the MD State Report Card?

Worcester County's graduation rate is 93.10%, above the state rate of 86.98%.

WCPS has a dropout rate of 6.13%, below the state rate of 8.08%.

Assessments

In the spring of 2016, the Partnership for Assessment of Readiness for College and Careers (PARCC) assessment was administered to students in Maryland. Students in Grades 3 through 8 in Reading and Math, and students enrolled in the high school courses Algebra I and II and Geometry as well as English 9, 10, and 11 participated in this assessment.

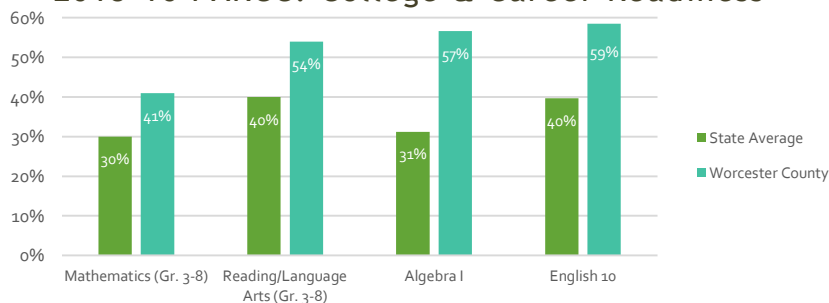
PARCC results will be available to school districts, parents and students in the fall

of 2016. Individual PARCC results will be printed and sent directly to families.

With the PARCC results, parents will be able to see an explanation of the skills tested and how their child compared to the school average, district average, state average and PARCC average — a comparison to students in other states taking the same test.

For more information about PARCC, visit our website www.worcesterk12.com.

2015-16 PARCC: College & Career Readiness



Accolades & Accomplishments

- Worcester County Public Schools **led the state in initial PARCC scores**, with more students scoring as College and Career ready in both mathematics and English/Language Arts.
- Nine (9) of our 12 eligible schools are **Maryland Blue Ribbon Schools of Excellence**, the highest concentration of Blue Ribbon Schools in the state.
- Five (5) schools are **National Blue Ribbon Schools of Excellence**: Ocean City, Pocomoke, Showell and Snow Hill Elementary Schools and Stephen Decatur Middle School.
- Nine (9) schools received the highest **Gold designation as Positive Behavior Intervention and Supports** schools.
- Three (3) schools have been **certified as Green Schools** by the Maryland Association for Environmental & Outdoor Education (MAEOE).
- Worcester County Public Schools has received **over \$1.23 million in grant funding** for afterschool and summer programs.

Employee Snapshot

Worcester County Public Schools employs approximately 1,171 total employees. All teachers employed in Maryland are required to hold a license to teach. To maintain a teaching license, a teacher must earn a Master's degree or Master's equivalency by their tenth year.

Instructional Staff and Education Level

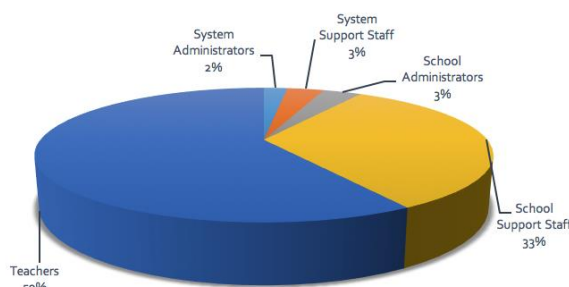
14.2%	Bachelor's Degree
9.8%	Master's Equivalent
40.6%	Master's Degree
33.47%	Master's Degree + 30 Credit Hours
2.5%	National Board Certification
1.9%	Doctorate

Percent of Teachers with Over 21 Years of Experience

38.2%	Elementary, Grades PK – 5
24.7%	Middle, Grades 6 – 8
37.1%	High, Grades 9 – 12



Breakdown of School System Staff



Each year in the spring and fall, Worcester County Public Schools holds a student intern reception, inviting students from the various colleges and universities who may be interested in teaching in Worcester.



PROGRAMS AND SERVICES

The school system provides a wide variety of instructional programs, extracurricular activities, and support services to meet the needs of all students. Comprehensive instructional programs are provided for students in pre-kindergarten through grade 12. Special Education services are provided for identified children from birth to age twenty-one. All students participate in art, music, and physical education instruction. Each school provides services in guidance and counseling, health, and

WCPS Services at a Glance

library/media. Above and beyond the regular classroom are special programs to provide students with intervention, remediation, and enrichment. After the end of the school day, students have the opportunity to participate in sports, after-school elementary, middle, and high school academies, Title I community programs, clubs, tutoring, special projects, and arts and crafts programs. Summer school programs are provided for elementary, middle, and high school students and for students identified for Special Education services. By providing a variety of instructional programs and services, the needs of individual students are being met.

SPECIAL EDUCATION

Students are screened and evaluated to determine eligibility for special education and/or related services. Services are provided to eligible students with a disability, including instructional and testing accommodations and direct services

within general education and special education classroom settings. Individualized Education Programs (IEPs) are developed and reviewed annually to monitor progress and improve student achievement. Eligibility determination is reviewed every three years.

ENGLISH LEARNERS (EL) PROGRAM

To assist students in learning the English language, WCPS offers an English Learners (EL) program. Approximately 20 languages are spoken within our school system.

ADULT EDUCATION

WCPS's Adult Education Programs serve approximately 200 adult learners within our communities. Our programs provide students with opportunities to make educational gains, increase employment and training and/or earn a Maryland high school diploma. Classes are held throughout the county, during both day and night sessions. For more information, call 410-632-5071.

Budget Timeline

December 6, 2016 at 7 p.m.
Board of Education Meeting:
Public Budget Input Session

January 17, 2017 at 12:30 p.m.
Board of Education Meeting:
Budget Review

February 7, 2017 at 10:00 a.m.
Board of Education:
Budget Work Session

February 21, 2017 at 12:30 p.m.
Board of Education Meeting:
Budget Adoption & Submission to
Worcester County Commissioners

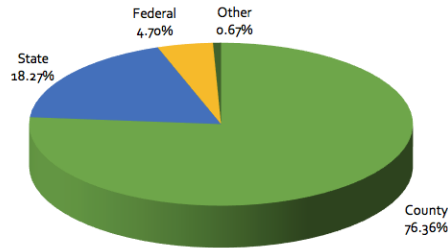
May 2017
Worcester County Commissioners:
Public Meeting on County Budget

June 2017
County Commissioners Adopt Final Budget

June 20, 2017, 12:30 p.m.
Board of Education Meeting:
Adoption of Final 2017-18 Budget

Dollars & Sense: FY17 Operating Budget

Sources of Funding



Expenditures by Category

67.28%	Instructional Programs
13.24%	Special Education
8.48%	Operation of Plant
6.09%	Transportation
1.89%	Administration
1.56%	Health & Pupil Services
1.46%	Maintenance of Plan

Worcester County Public Schools receives the second lowest state funding per student, despite that 43% of our students come from households of poverty.

Facilities

Using state guidelines, the construction, maintenance, and renovation of the school system's 14 schools (details in the chart at right) are guided by the Educational Facilities Master Plan. This comprehensive 10-year planning document is annually updated and adopted by our County Commissioners and Board of Education to address the needs of aging school buildings, expanded programs and services, and increasing and shifting student populations.

Energy Trust

The school system is part of the Eastern Shore of Maryland Energy Trust. The purpose is to cooperatively purchase electricity, fuel, and related services at reduced costs. The projected savings for our school system in FY 17 is approximately \$100,000.

SCHOOL	GRADES SERVED	YEAR BUILT	RENOVATION / ADDITION	PORTABLE CLASSROOMS
Buckingham Elementary	PK – 4	1978		5
Ocean City Elementary	PK – 4	2005		0
Pocomoke Elementary	PK – 3	1976	1993	0
Showell Elementary	PK – 3	1976	1990	9
Snow Hill Elementary	PK – 3	1979		5
Cedar Chapel Special School	All	1986		0
Berlin Intermediate	4 – 6	1970		6
Pocomoke Middle	4 – 8	1970		0
Snow Hill Middle	4 – 8	1970		1
Stephen Decatur Middle	7 – 8	1997		9
Pocomoke High	9 – 12	1958	1966, 1984, 2011	0
Snow Hill High	9 – 12	1958	1966, 1982	17
Stephen Decatur High	9 – 12	1952	1964, 1980, 2002	0
Worcester Technical High	9 – 12	2008		0

FOR MORE INFORMATION

WCPS DISCRIMINATION POLICY



Worcester County Public Schools
6270 Worcester Highway
Newark, MD 21841
Board of Education Office: 410-632-5000
Public Relations Office: 410-632-5092
Website: www.worcesterk12.com
Twitter: @WorcesterSystem
Facebook: Worcester County Public Schools

Worcester County Public Schools does not discriminate on the basis of race, color, national origin, sex, disability, or age in its programs and activities and provides equal access to the Boy Scouts and other designated youth groups.

The following person has been designated to handle inquiries regarding non-discrimination policies: Supervisor of Human Resources; Worcester County Board of Education; 6270 Worcester Highway; Newark, MD 21841.